

# Pesto *design Tomasz Augustyniak, 2012*

**Use:** sofa for home interiors and public spaces

**Structure:** hardwood frame with elements of furniture board and plywood

**Seat:** Bonell springs covered with high-resilience foam

**Backrest:** high-resilience foam (Attention! Backrest cushions require regular fluffing up to restore their original look)

**Base:** two types of legs available:

- standard: steel legs in bright chrome or dark chrome
- optional, at additional charge: coated steel legs in the Sahara collection colours, copper, pearl brass and rust.
- optional, at additional charge: solid oak or beech wood legs, available with varnish from the Comforty solid wood collection, or in any colour from the RAL palette, with semi matt finishing
- wooden/steel leg height: 14 cm

**Loose cushions:** down, available at additional charge. Lumbar support cushions available with the deep version as standard

Our selection of finishings and fabrics is available from [www.comforty.pl/probnik](http://www.comforty.pl/probnik), Comforty showrooms and our authorised representatives.

## Additional finishing types available (not subject to discount):

### Finishing

natural oak semi matt

Sahara steel – sand structure powder coating

powder coating in copper, pearl brass and rust

## Additional loose cushions

### Dimensions

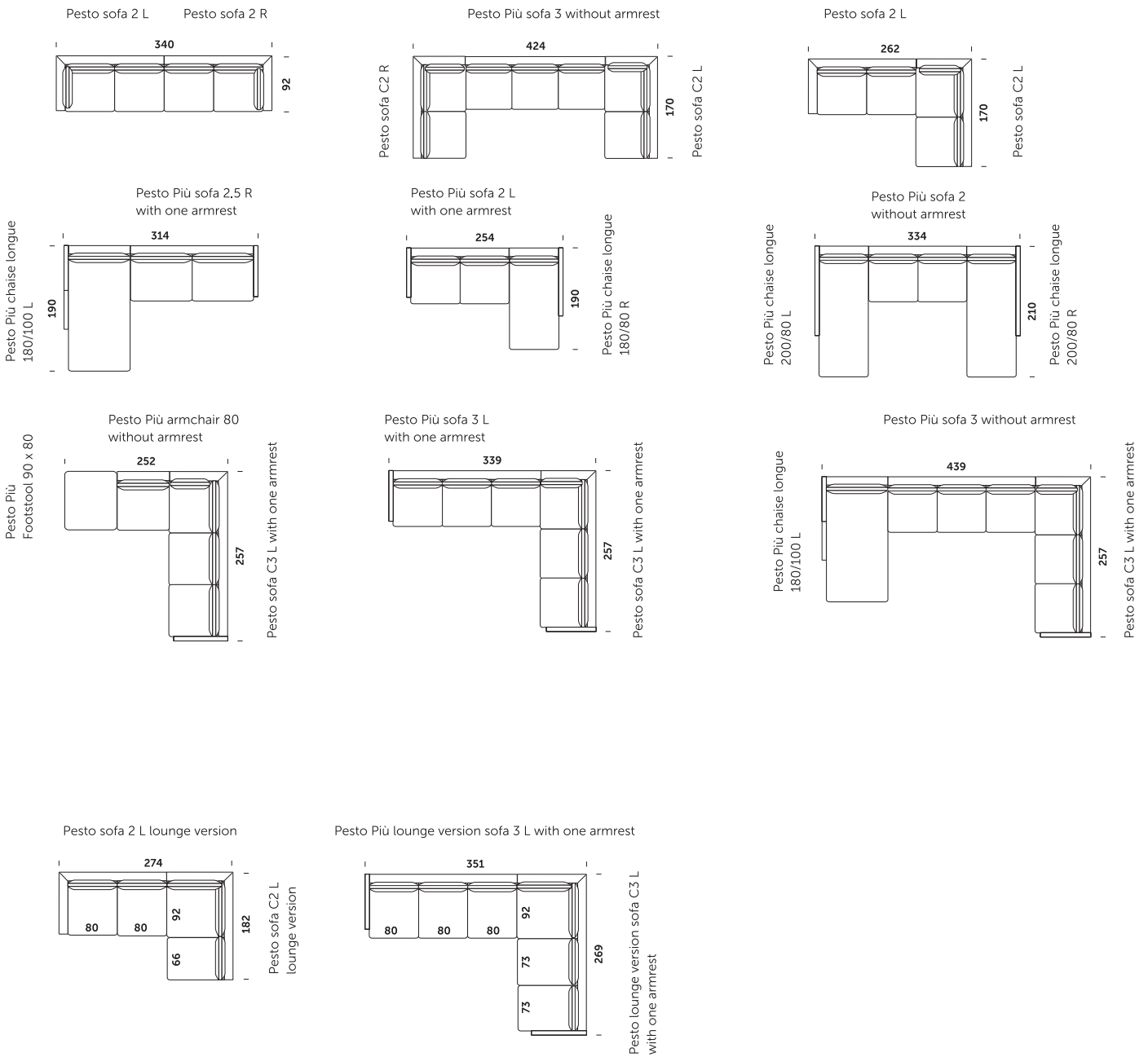
45 x 75 cm

45 x 65 cm

45 x 55 cm



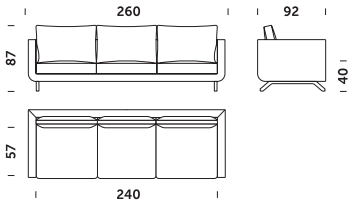
Selected Pesto and Pesto Più sofa configurations:



Comforty reserves the right to temporary limitation or withdrawal of any product from the price list without giving any notice or reason. We reserve the right to change price or technical parameters of our products. The overall dimensions of products may differ +/- 1cm, subject to a choice of upholstery. The price list is not a firm offer according to article 66, §1 of Polish Civil Code. Retail price in Euro, EXW- Nowe Skalmierzyce, Poland.

**Sofa 3, free-standing**

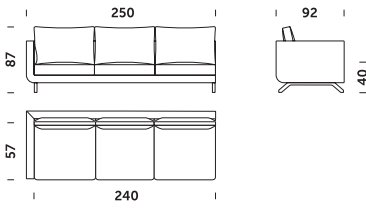
---



**Sofa 3 L/R, free-standing or extension**

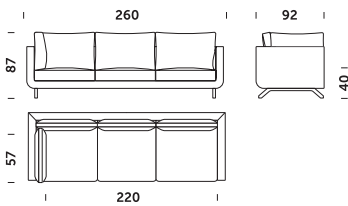
---

Module required for corner arrangement



**Corner sofa 3**

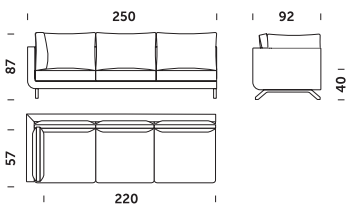
---



**Corner sofa 3 L/R**

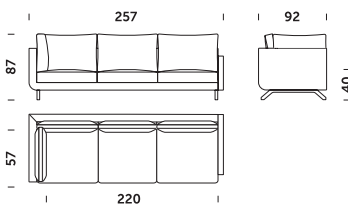
---

Module required for corner arrangement



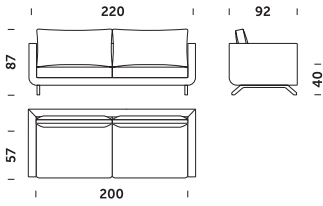
**Corner sofa 3 L/R with 1 armrest**

---



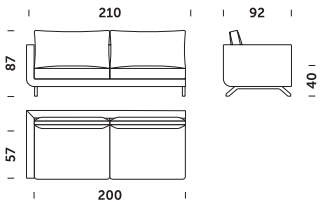
**Sofa 2.5, free-standing**

---



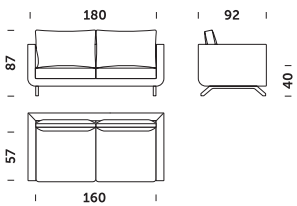
**Sofa 2.5 L/R, free-standing or extension**

---



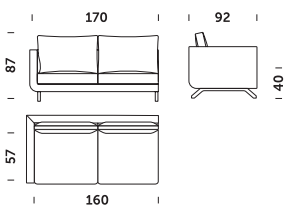
**Sofa 2, free-standing**

---



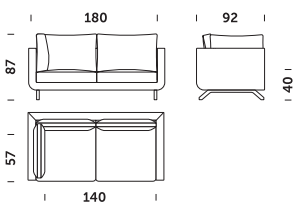
**Sofa 2 L/R, free-standing or extension**

---



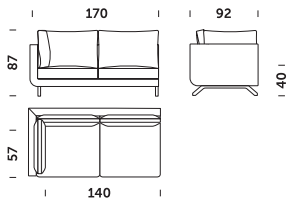
**Corner sofa 2**

Module required for corner arrangement



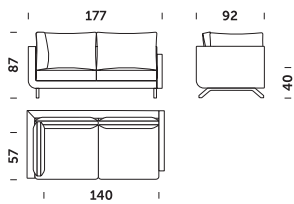
**Corner sofa 2 L/R**

Module required for corner arrangement

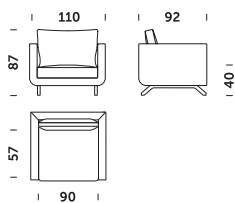


**Corner sofa 2 L/R with 1 armrest**

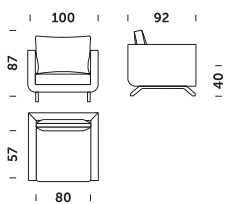
Module required for corner arrangement



**Armchair 90**

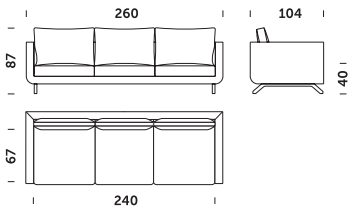


**Armchair 80**



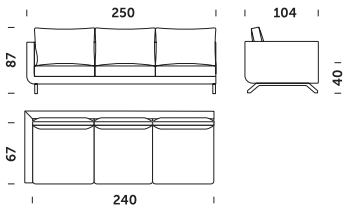
**Sofa 3 deep version, free-standing**

---



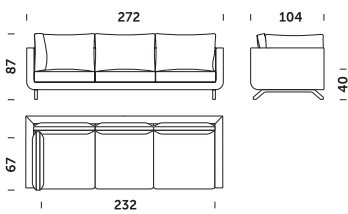
**Sofa 3 L/R deep version, free-standing or extension**

---



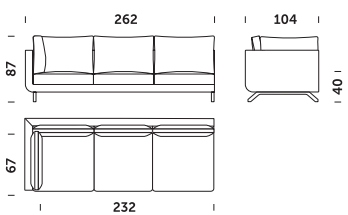
**Corner sofa 3 deep version**

Module required for corner arrangement



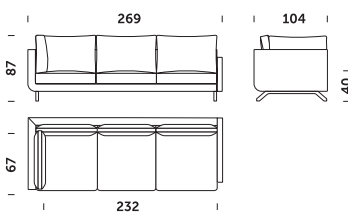
**Corner sofa 3 L/R deep version**

Module required for corner arrangement



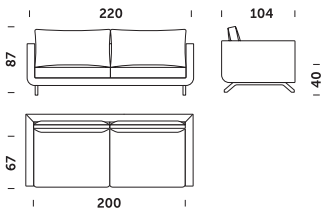
**Corner sofa 3 L/R with 1 armrest deep version**

Module required for corner arrangement



**Sofa 2.5 deep version, free-standing**

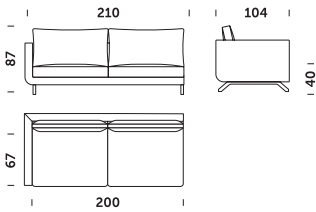
---



**Sofa 2.5 L/R deep version, free-standing or extension**

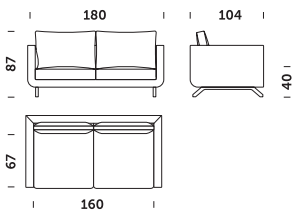
---

Module required for corner arrangement



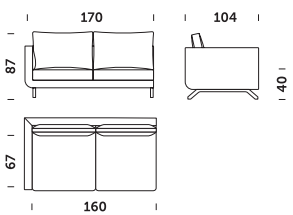
**Sofa 2 deep version, free-standing**

---



**Sofa 2 L/R deep version, free-standing or extension**

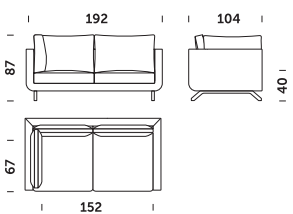
---



**Corner sofa 2 deep version**

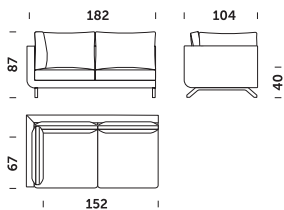
---

Module required for corner arrangement



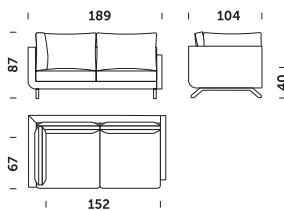
**Corner sofa 2 L/R deep version**

Module required for corner arrangement

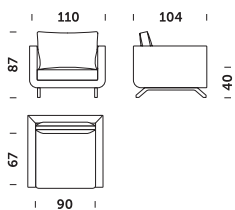


**Corner sofa 2 L/R with 1 armrest deep version**

Module required for corner arrangement



**Armchair 90 deep version**



**Armchair 80 deep version**

