

Anvil dining & working table design Krystian Kowalski, 2015

Use: table for home interiors, office and public spaces

Structure: hexagonal section powder-coated steel base in the RAL palette and Sahara collection colours, copper, pearl brass and rust.

Tabletop: two surface finishing variants available:

- veneered: varnished MDF top in the Comforty veneer collection colours.
- MDF with matt finishing with quartz particles: MDF top, varnished in the RAL palette colours
- black, white laminate

Additional option

RAL

Available finishing options:

Base

Steel, semi matt powder-coated in standard 20 colours from RAL palette

Steel, powder-coated with the structure: copper, pearl brass, rust

Steel, powder-coated with the sand structure: Sahara Night 520, Sahara Black 501, Sahara Grey 502, Sahara Blue 504, Sahara Silver 507, Sahara Mirage 509, Sahara Shade 522, Sahara white

Top

straight Edge: Natural oak veneer, black or brown orak veneer; natural American walnut, matt varnishing; alternatively: matt MDF with quartz dust, black, white laminate

curved edge: Natural oak veneer, black or brown orak veneer; natural American walnut, matt varnishing; alternatively: matt MDF with quartz dust

Top: edge made of solid oak wood, curved



Top: straight edge, veneered or laminated



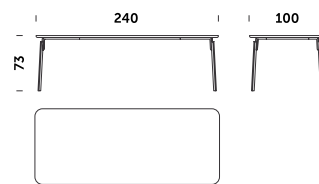
Anvil dining & working table design Krystian Kowalski, 2015

Dimensions (cm)

240 x 100 x 73 h

Frame

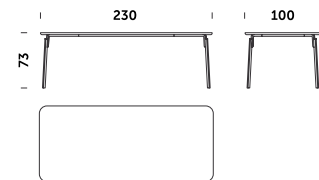
oak veneer, straight edge
oak veneer, curved edge edge
oak veneer in RAL coated, straight edge
oak veneer in RAL coated, curved edge
MDF with quartz dust RAL coated, straight edge
laminate – straight edge



230 x 100 x 73 h

Frame

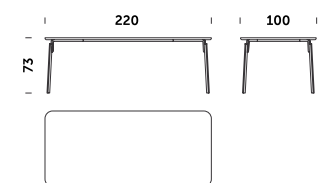
oak veneer, straight edge
oak veneer, curved edge edge
oak veneer in RAL coated, straight edge
oak veneer in RAL coated, curved edge
MDF with quartz dust RAL coated, straight edge
laminate – straight edge



220 x 100 x 73 h

Frame

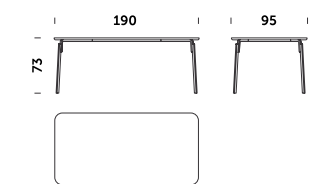
oak veneer, straight edge
oak veneer, curved edge edge
oak veneer in RAL coated, straight edge
oak veneer in RAL coated, curved edge
MDF with quartz dust RAL coated, straight edge
laminate – straight edge



190 x 95 x 73 h

Frame

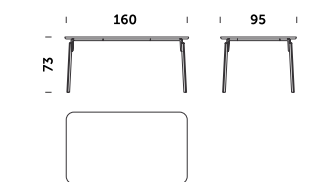
oak veneer, straight edge
oak veneer, curved edge edge
oak veneer in RAL coated, straight edge
oak veneer in RAL coated, curved edge
MDF with quartz dust RAL coated, straight edge
laminate – straight edge



160 x 95 x 73 h

Frame

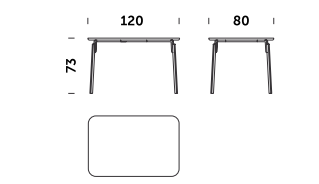
oak veneer, straight edge
oak veneer, curved edge edge
oak veneer in RAL coated, straight edge
oak veneer in RAL coated, curved edge
MDF with quartz dust RAL coated, straight edge
laminate – straight edge



120 x 80 x 73 h

Frame

oak veneer, straight edge
oak veneer, curved edge edge
oak veneer in RAL coated, straight edge
oak veneer in RAL coated, curved edge
MDF with quartz dust RAL coated, straight edge
laminate – straight edge



ø 120 x 73 h

Frame

oak veneer, straight edge
oak veneer, curved edge edge
oak veneer in RAL coated, straight edge
oak veneer in RAL coated, curved edge
MDF with quartz dust RAL coated, straight edge
laminate – straight edge

