

# Altair design Grzegorz Niwiński & Jerzy Porębski, 2017

**Use:** modular sofa system for domestic, office and public spaces

**Structure:** metal structural frame, upholstered elements made of plywood; visible structural elements available in the colours from the RAL palette and the Sahara collection.

**Seat:** webbing straps, flame retardant high-resilience foam

**Backrest:** flame retardant high-resilience foam

**Base:** metal legs, vinyl glides; legs available in the colours from the RAL palette and the Sahara collection, copper, pearl brass and rust.

## **ADDITIONAL INFORMATION:**

- combination of two types of fabric available for the inner part of the seat and backrest as well as for the outer part of the backrest and under the seat cushion
- corner configurations available with the use of a corner armchair with one armrest – module E is indispensable for combinations with armchairs and sofas without armrests

## **Available complementary accessories:**

### **Connecting tables, corner tables and side tables (instead of armrest):**

- tables made of steel, available in the RAL palette colours and colours from the Sahara collection.

- tables made of steel, available in the RAL palette colours and colours from the Sahara collection, with the tabletop made of MDF veneered in the colours from the Comforty veneer collection.

- tables made of steel, available in the RAL palette colours and colours from the Sahara collection, with the tabletop made of Bianco Carrara (gr. 1), Nero Marquina (gr. 1), Grigio Orobico (gr. 2), Palisandro Classico (gr. 2) marble

### **Inbuilt mobile device USB charging ports:**

- USB charging ports are double. Each can serve two mobile devices
- USB charging ports are compatible with all mobile devices (iPads, notepads, notebooks, mobile phones, etc.), with the EU and CE certificate and flame retardant certificate
- one USB charging port available for the armchair and sofa with one armrest, two USB ports available for each sofa with two armrests
- 220 V cable included with each module equipped with USB charging ports
- inbuilt certified power adapter included with each armchair or sofa module equipped with a USB charging port

Our selection of finishings and fabrics is available from

[www.comforty.pl/probnik](http://www.comforty.pl/probnik).

Comforty showrooms and our authorised representatives.

## **Additional option**



### **Additional finishing options (not subject to discount) – furniture steel parts:**

#### **Finishing**

Sahara steel – sand structure powder coating

powder coating: copper, pearl brass and rust

### **Additional finishing options (not subject to discount) – table steel parts:**

#### **Finishing**

Sahara steel – sand structure powder coating

powder coating: copper, pearl brass and rust

### **Additional wooden surface finishing options at additional charge (not subject to discount) – tabletops:**

#### **Group Type**

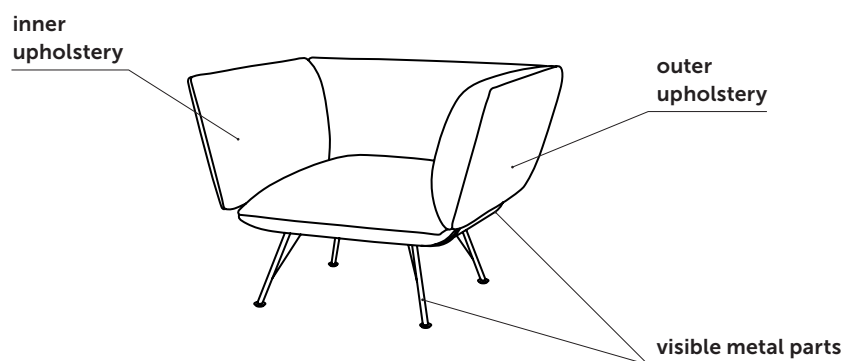
A super matt: natural oak

B semi matt: brown oak, black oak, RAL palette colours

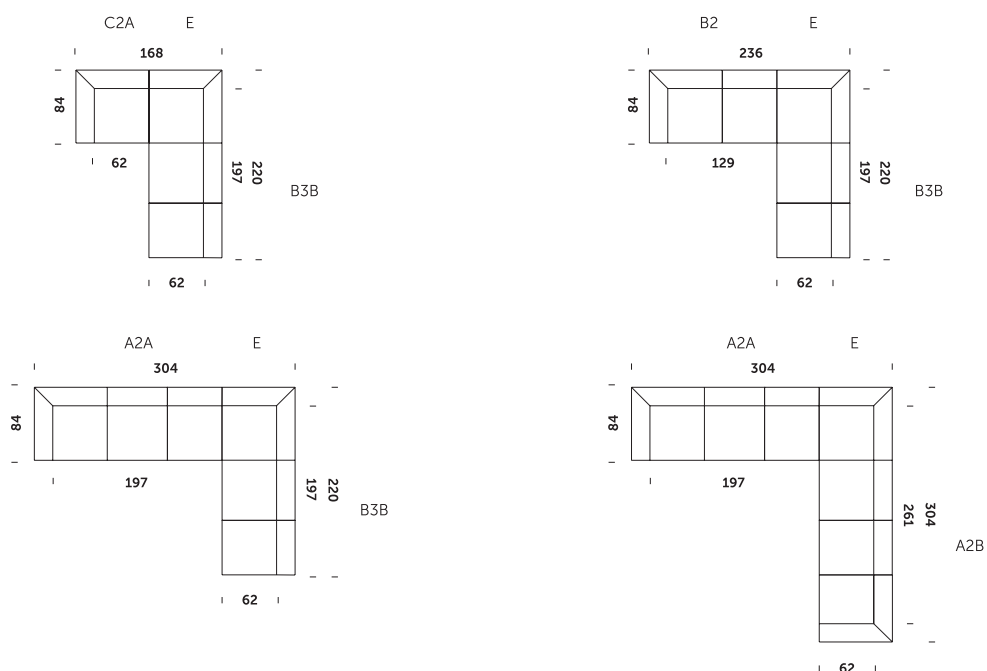


# Altair design Grzegorz Niwiński & Jerzy Porębski, 2017

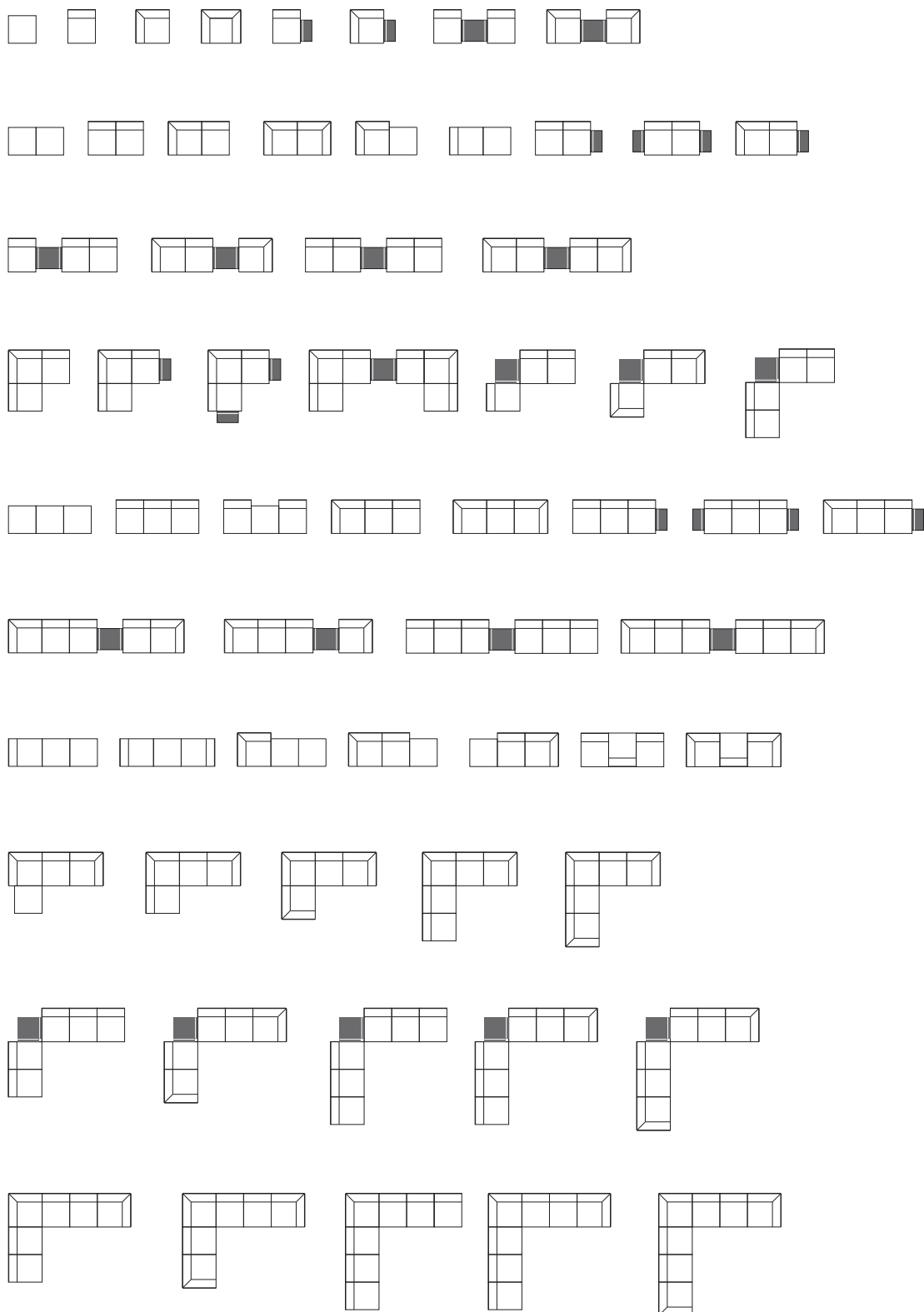
## Altair fabric combination:



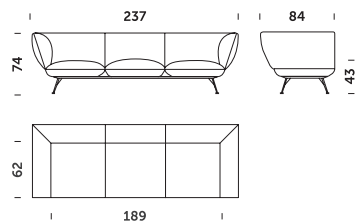
## Selected configurations of Altair modules:



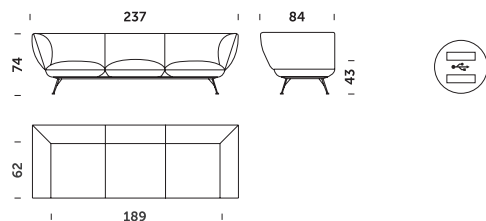
## Selected configurations of Altair modules:



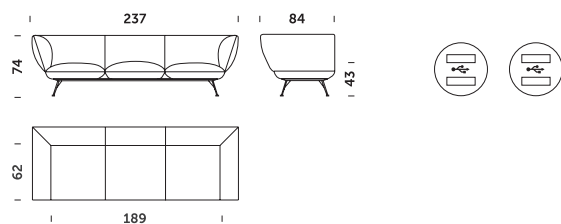
## Sofa 3 – module A



## Sofa 3 with 1 charger L/R – module A+

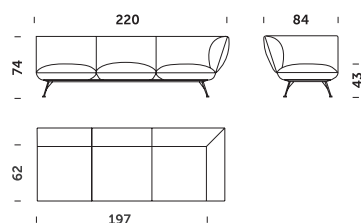


## Sofa 3 with 2 chargers – module A++



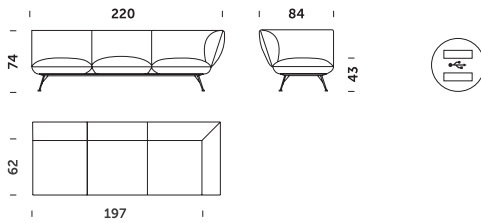
## Sofa 3 with 1 armrest L/R – module A1

Module designed for combinations with other modules or tables (low tables).



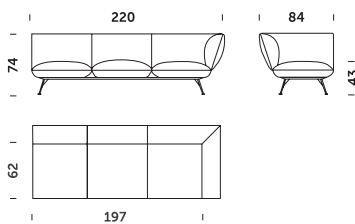
## Sofa 3 with 1 armrest L/R – module A1+

Module designed for combinations with other modules or tables (low tables).



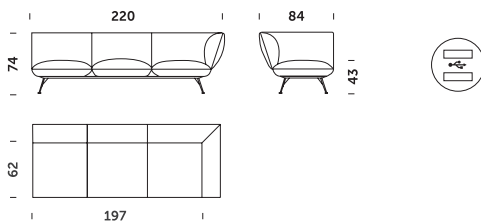
## Corner sofa with 1 armrest L/R – module A2

Module designed for combinations with other modules or tables (low tables).

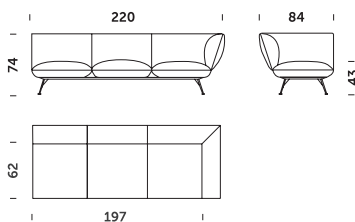


## Corner sofa with 1 armrest L/R – module A2+

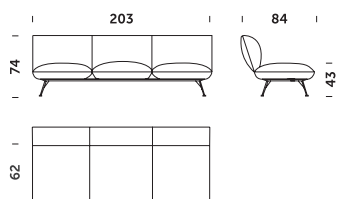
Module designed for combinations with other modules or tables (low tables).



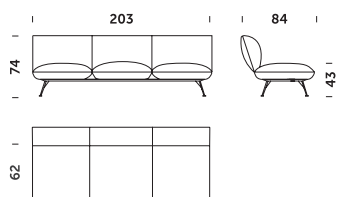
## Sofa 3 without armrests – module A3



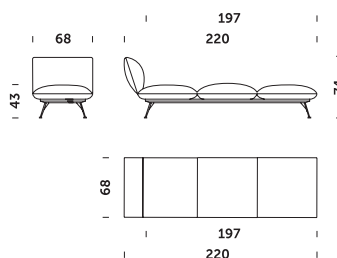
### Extension sofa 3 L/R without armrests – module A3A/A3B



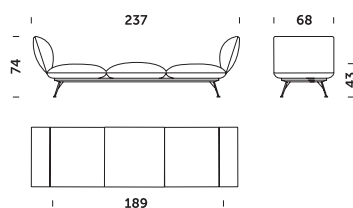
### Two side extension sofa 3 without armrests – module A3C



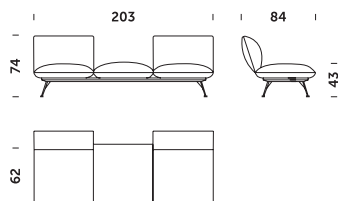
### SSofa S3 with 1 armrest without backrests: L – module A4A, P – module A4B



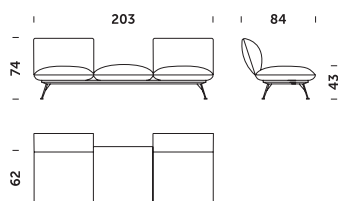
### Sofa S3 with 2 armrests without backrests – module A7



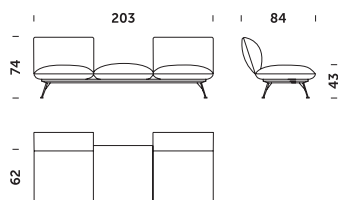
### Sofa S3 without armrests with backrest L and R – module A8A



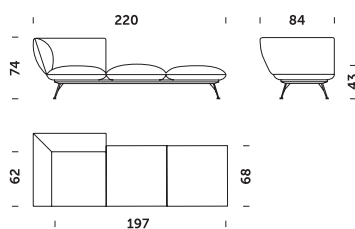
### Extension sofa S3 without armrests with backrest L and R: L – module A8B, extension R – module A8C



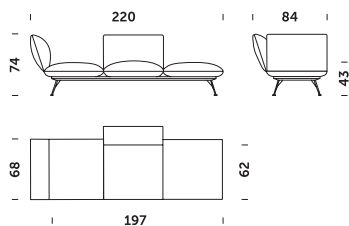
### Two side extension sofa S3 without armrests with backrest L and R – module A8D



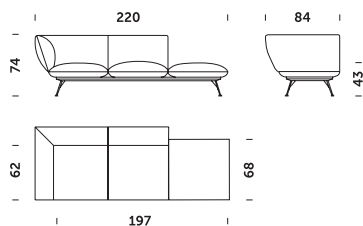
### Sofa S3 with 1 armrest and 1 backrest: L – module A5A, R – module A5B



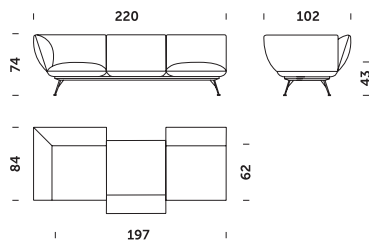
**Sofa S3 with 1 armrest and 1 central backrest: L – module A5C, R – module A5D**



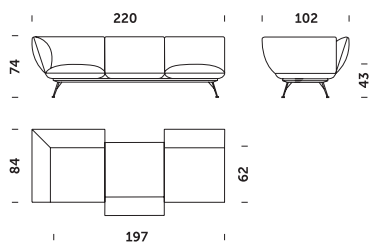
**Sofa S3 with 1 armrest and 2 backrests L/R/centre: L – module A6A, R – module A6B**



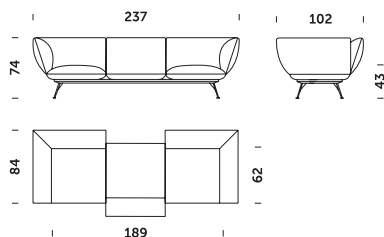
**Sofa S3 with 1 armrest and 3 backrests L/R/centre reversed: L – module A10A, R – module A10B**



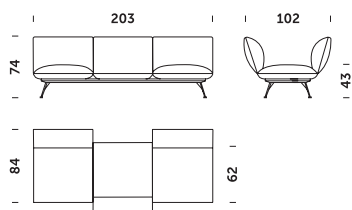
**Extension sofa S3 with 1 armrests and 3 backrests L/R/centre reversed: L – module A10C, R – module A10D**



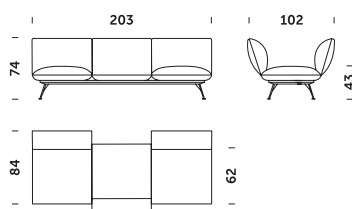
**Sofa S3 with 3 backrests L/R/centre reversed – module A11**



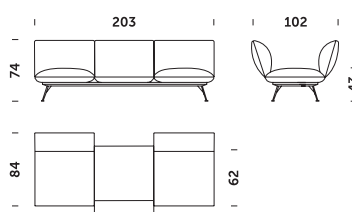
**Sofa S3 without armrests with 3 backrests L/R/centre reversed – module A9A**



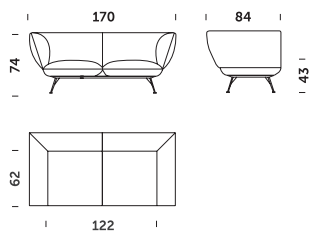
**Extension sofa S3 without armrests with 3 backrests L/R/centre reversed: L – module A9B, R – module A9C**



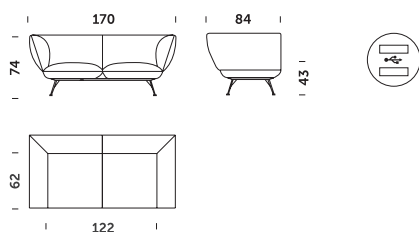
**Two side extension Sofa S3 without armrests with 3 backrests L/R/centre reversed – module A9D**



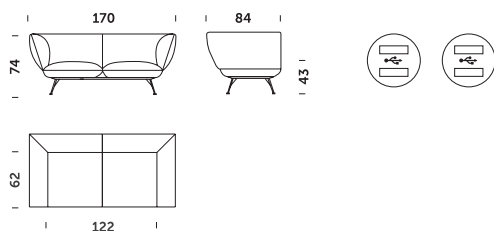
## Sofa 2 – module B



## Sofa 2 with 1 charger L/R – module B+

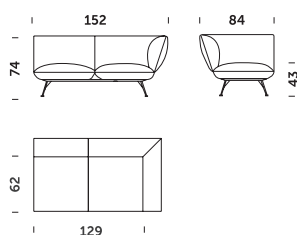


## Sofa 2 with 2 chargers – module B++



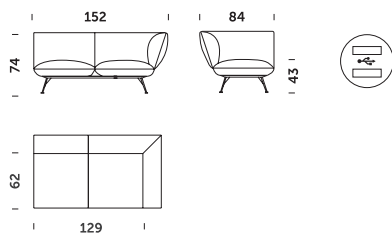
## Sofa 2 with 1 armrest L/R – module B1

Module designed for combinations with other modules or tables (low tables).

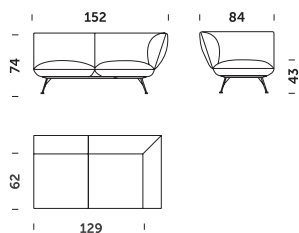


## Sofa 2 with 1 armrest L/R – module B1+

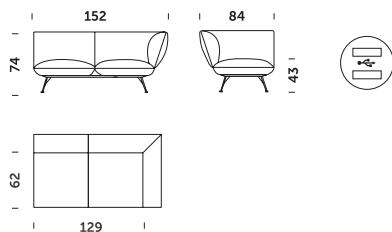
Module designed for combinations with other modules or tables (low tables).



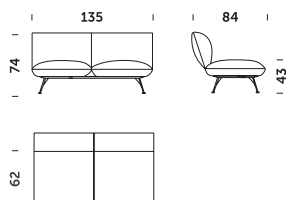
## Corner sofa 2 with 1 armrest L/R – module B2



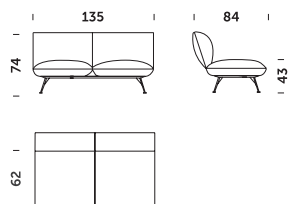
## Corner sofa 2 with 1 armrest L/R – module B2+



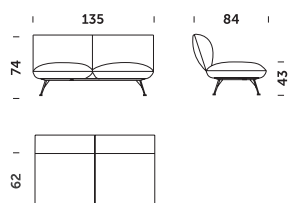
## Sofa 2 without armrests – module B3



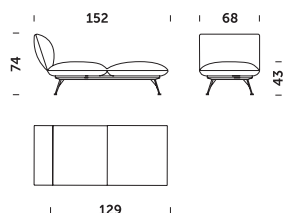
**Extension sofa S2 without armrests: L – module B3A, R – module B3B**



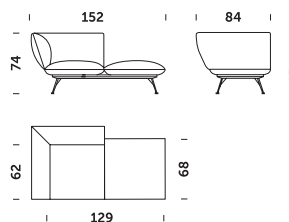
**Two side extension sofa S2 without armrests – module B3C**



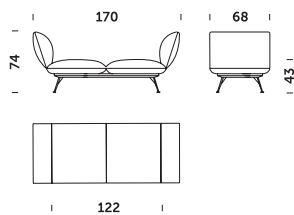
**Sofa S2 with 1 armrest without backrests: L – module B4A, R – module B4B**



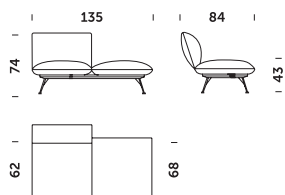
**Sofa S2 with 1 armrest and 1 backrest: L – module B5A, R – module B5B**



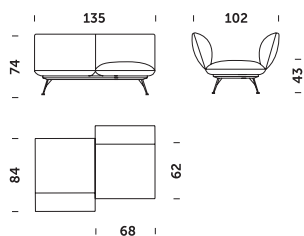
**Sofa S2 with 2 armrests without backrests – module B7**



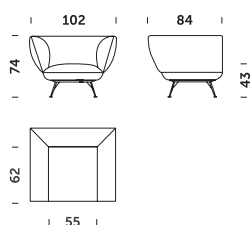
**Sofa S2 without armrests with backrest: L – module B8A, R – module B8B**



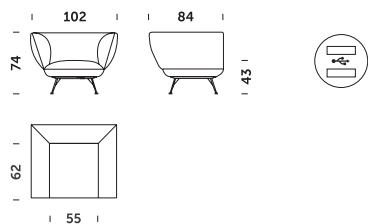
**Sofa S2 without armrests with 2 backrests and 1 reversed backrest: L – module B9A, R – module B9B**



**Armchair – module C**

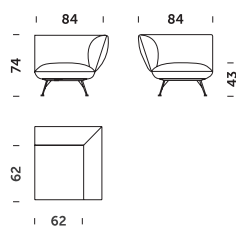


## Armchair with 1 charger L/R – module C+



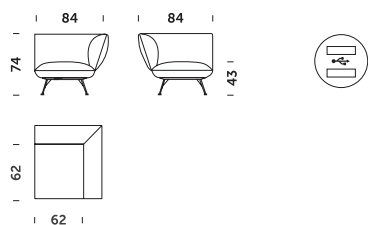
## Armchair with 1 armrest L/R – module C1

Module required for corner configurations, end module.



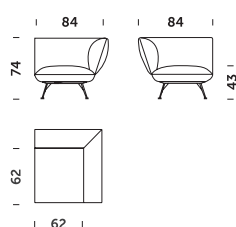
## Armchair with 1 armrest and 1 charger L/R – module C1+

Module required for corner configurations, end module.



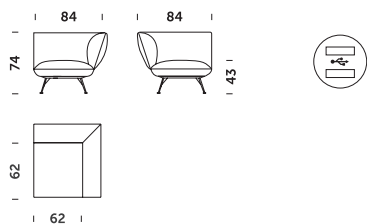
## Corner armchair with 1 armrest L/R – module C2

Module required for corner configurations, end module.

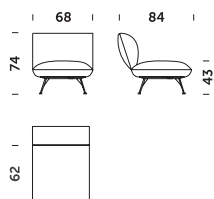


## Corner armchair with 1 armrest and 1 charger L/R – module C2+

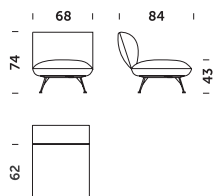
Module required for corner configurations, end module.



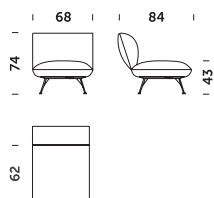
## Armchair without backrests – module C3



## Extension armchair without armrests L/R – module C3A

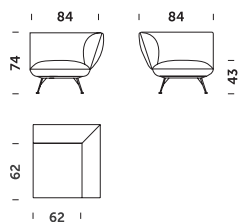


## Two side extension armchair without armrests – module C3C

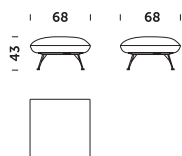


## Corner – module E

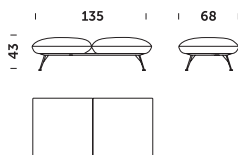
Module required for corner arrangement



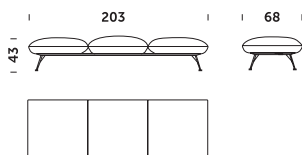
## Footstool I – module D1



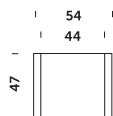
## Footstool II – module D2



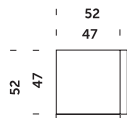
## Footstool III – module D3



Simple table (in-between) – module F



Corner table – module F1



End table – module F2

